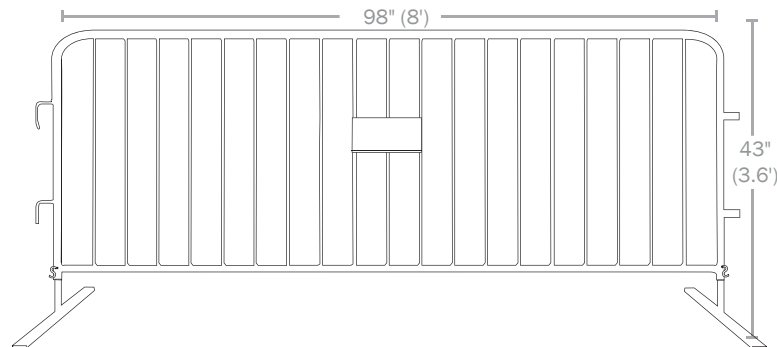


2-Meter Frame

Length.....	79" (6.5 ft.)	Spacing Between Uprights	4.25"
Height	43" (3.6 ft.)	Frame Thickness.....	18 gauge
Weight.....	28 lb (with Bridge Base)	Frame Diameter	1.25"
Number of Uprights	15	Upright Diameter.....	0.5"

Solid saddle cut with a 360° weld for greater strength and durability



2.5-Meter Frame

Length.....	98" (8 ft.)	Spacing Between Uprights	4.25"
Height	43" (3.6 ft.)	Frame Thickness.....	18 gauge
Weight.....	38 lb (with Bridge Base)	Frame Diameter	1.25"
Number of Uprights	18	Upright Diameter.....	0.5"

Purpose and Use

The Standard Blockader was developed to meet the demands of today's barrier customers for a high-quality, lower-priced product for line delineation.

Blockader's high-volume worldwide production enables Standard Blockader barriers to be economically-priced. Yet, it retains the design features of the heavy-duty Classic Blockader barricade.

Bases (Fig A)

- There are **two types of bases**: Bridge and Flat base
- Traditional bridge bases are designed so that each individual barrier has one large base and one small base, located at the extreme ends of the frame. This allows all **four points** of the base to remain in constant contact with the ground, as well as accommodating placement of barriers in both a straight line and at various angles.
- Flat bases are constructed from U-channel steel and are the same size.
- All bases are bolt-on, **replaceable**, and interchangeable for both size barriers.
- The height of a barrier will remain constant no matter which style base is used.

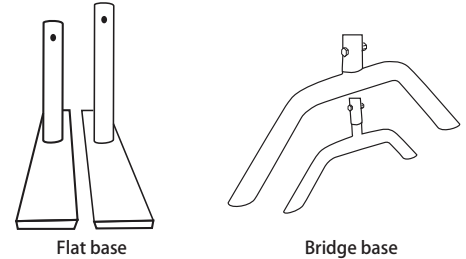


Fig A Types of Bases

Hooks (Fig B)

- Blockader™ bamy bullets are designed to be linked together via male hooks. A 30 degree bend in the male hook creates a positive interlock which prevents it from becoming disengaged.
- Each male hook is a 0.5" steel rod, welded to the frame on both ends.

Three-Way Interlock (Fig C)

- The style and location of the hooks and receptors is designed to accommodate a **three-way interlock** set-up, in which three barriers are connected at one point (one at a right angle, while the other two are side-by-side in a straight line.)
- This **counter-braces the continuous line**, and enables the creation of a reinforced double line (running parallel to the original line, supported by counter braces).

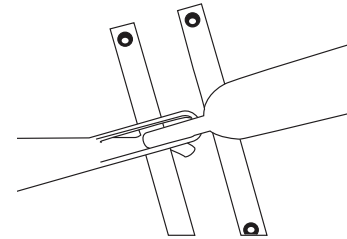


Fig B Overhead view of interlock

Vertical Uprights

- Vertical uprights are 0.5" o.d. steel tubing, **inserted into frames before welding.**
- For utmost protection against slip-through, the number of uprights per frame is different for each of the two frame lengths.

Finish

Blockader™ interlocking steel barriers (and individual bases) are **hot-dip galvanized** after fabrication to ensure optimum protection of the steel, resulting in a **longer life-span.**

Combination ID Panel/Carrying Handle (Fig D)

- The steel panel (9.5 inches by 5 inches), welded to the frame prior to hot-dip galvanizing, can be used for your identification sign or decal
- The steel tubing welded to the bottom of the ID sign panel becomes a balanced carrying handle
- The carrying handle bar is rounded so it will not pinch or cut your fingers. The barrier will be balanced between your fingers

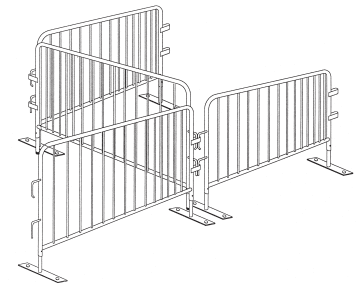


Fig C Three-way interlocking capability enables placement of barriers at right angles




Fig D Holes are pre-drilled for signs