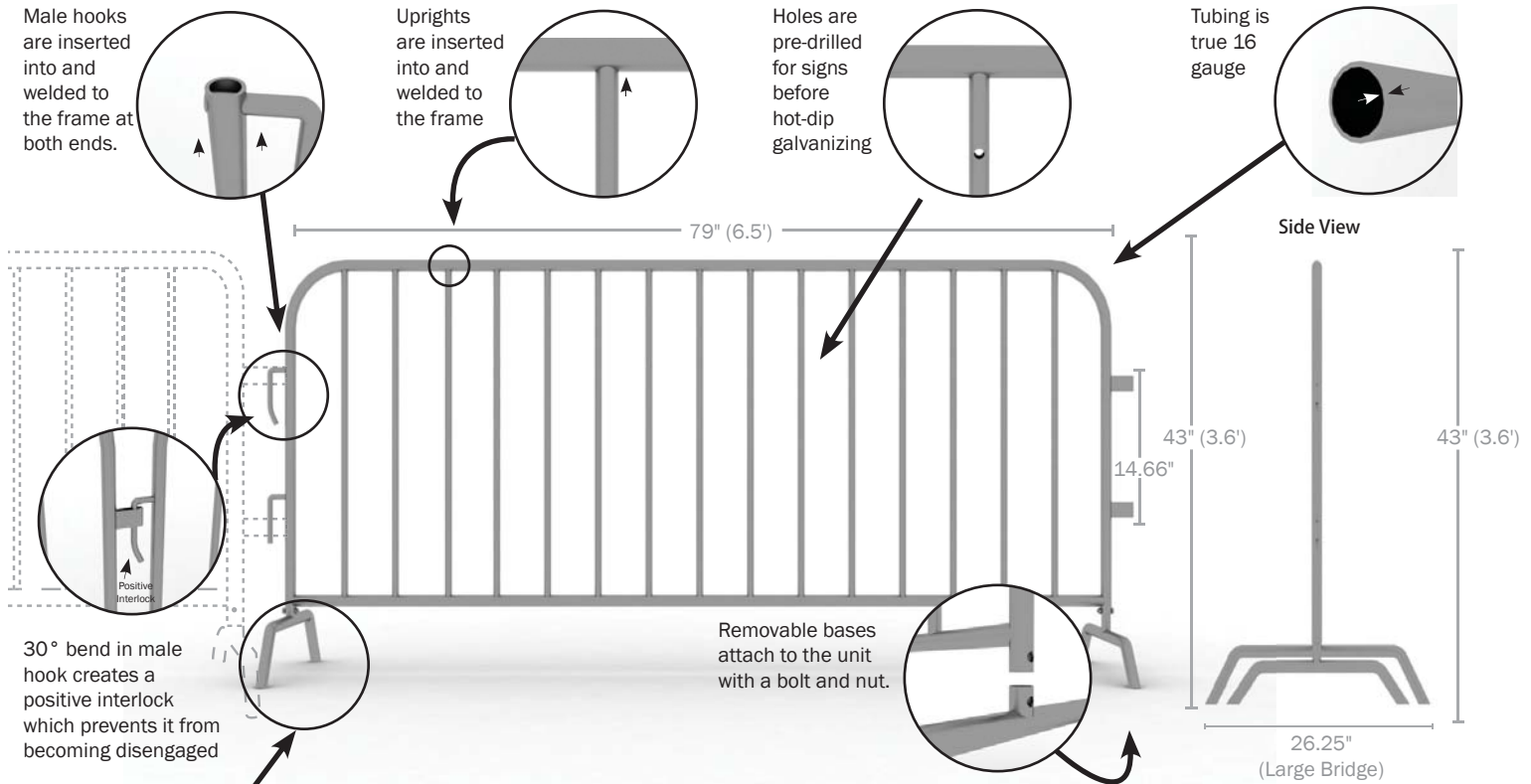


BLOCKADER[®] Classic Interlocking Steel Barrier SPECIFICATIONS

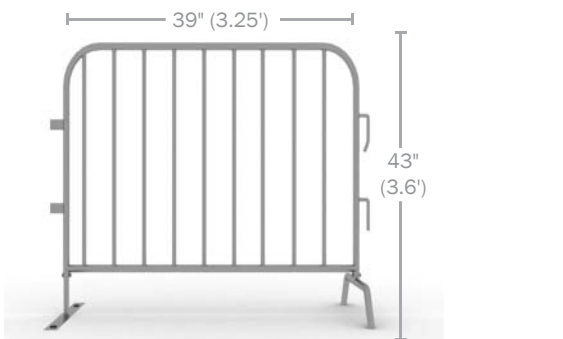
Since 1978



2-Meter Frame

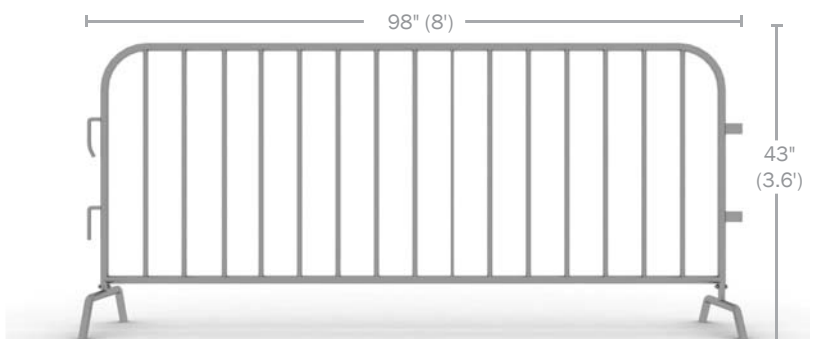
Length.....	79" (6.5 ft.)	Spacing Between Uprights	4"
Height	43" (3.6 ft.)	Frame Thickness.....	16 gauge
Weight.....	44 lb (with Bridge Base)	Frame Diameter	1.5"
Number of Uprights	14	Upright Diameter.....	0.625"

All four points of the bases are in contact with the ground when making right angles



1-Meter Frame

Length.....	39" (3.25 ft.)	Spacing Between Uprights ..	4"
Height	43" (3.6 ft.)	Frame Thickness.....	16 gauge
Weight..	29 lb (with Bridge Base)	Frame Diameter	1.5"
Number of Uprights	6	Upright Diameter.....	0.625"



2.5-Meter Frame

Length.....	98" (8 ft.)	Spacing Between Uprights ..	4"
Height	43" (3.6 ft.)	Frame Thickness.....	16 gauge
Weight...	54 lb (with Bridge Base)	Frame Diameter	1.5"
Number of Uprights	18	Upright Diameter.....	0.625"

Purpose and Use

Interlocking steel barriers, when linked together, act as both a physical and psychological restraint, creating the sense of a dividing "solid wall." They are designed to **physically discourage transgression** and encourage directional order and crowd control.

Bases (Fig A)

Traditional bridge bases are designed so that each individual barrier has one large base and one small base, located at the extreme ends of the frame.

This allows all **four points** of the base to remain in constant contact with the ground, as well as accommodating placement of barriers in both a straight line and at various angles.

There are **four types of bases**:

- Bridge base
- "U" base
- Flat base
- Wheel base

All bases are bolt-on, **replaceable**, and interchangeable for any size barrier.

The height of a barrier will remain constant no matter which style base is used.

All bases are made of 16 gauge, 1.5" o.d. steel.

Flat and "U" bases have replaceable **rubber inserts**.

Hooks (Fig B)

- Blockader™ barriers are designed to be linked together via male hooks. A 30 degree bend in the male hook creates a **positive interlock** which prevents it from becoming disengaged.
- Each male hook is a 5/8" steel rod, welded to the frame on both ends. Each female receptor is a 3/8" by 1.5" steel plate welded to the frame.

Three-Way Interlock (Fig C)

The style and location of the hooks and receptors is designed to accommodate a **three-way interlock** set-up, in which three barriers are connected at one point (one at a right angle, while the other two are side-by-side in a straight line.)

This **counter-braces the continuous line**, and enables the creation of a reinforced double line (running parallel to the original line, supported by counter braces).

Vertical Uprights

Vertical uprights are 16 gauge, 5/8" o.d. steel tubing, **inserted into frames before welding**.

For utmost protection against slip-through, the number of uprights per frame is different for each of the three frame lengths.

Finish

Blockader™ interlocking steel barriers (and individual bases) are **hot-dip galvanized** after fabrication to ensure optimum protection of the steel, resulting in a **longer life-span**.

Signage Options (Fig D)

Frames are pre-drilled to accommodate interchangeable signs. Holes are drilled prior to hot dip galvanizing to prevent rusting.

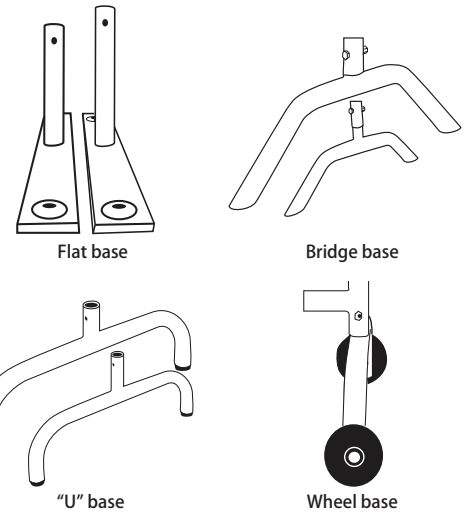


Fig A Types of Bases

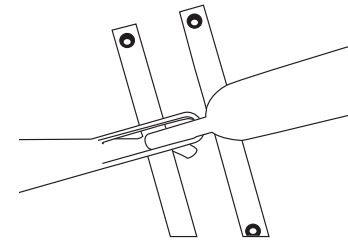


Fig B Overhead view of interlock

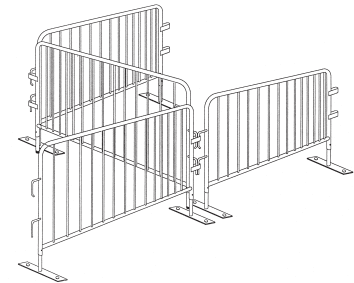


Fig C Three-way interlocking capability enables placement of barriers at right angles

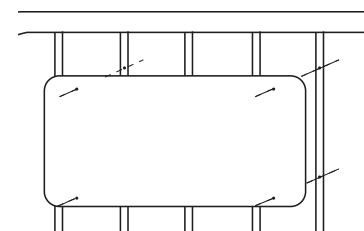


Fig D Holes are pre-drilled for signs

The Blockader Advantage

Adhering to these quality specifications —not cutting corners—results in benefits for you when you specify Blockader®

- 16-gauge steel in both the frames and the bases (not lighter 18-gauge steel which is weaker and distorts more easily)
- Vertical bars inserted into frames before welding (not spot welds which are subject to more frequent breakage)
- Bolt-on, interchangeable base enables easy replacement.
- Hot dip galvanizing protects the steel (as opposed to painting barriers or using "mill galvanized" tubing, both of which will rust)